



Micro Commercial Components



Micro Commercial Components
20736 Marilla Street Chatsworth
CA 91311
Phone: (818) 701-4933
Fax: (818) 701-4939

SMA2EZ10D5HE3 THRU SMA2EZ75D5HE3

Features

- Lead Free Finish/Rohs Compliant (Note1) ("P" Suffix designates Compliant. See ordering information)
- Glass Passivated Junction
- Excellent Clamping Capability
- Built-in Strain Relief
- Low Inductance
- Halogen free
- AEC-Q101 Qualified

Mechanical Data

- Epoxy meets UL 94 V-0 flammability rating
- Moisture Sensitivity Level 1
- TERMINALS : Solder plated, solderable per MIL-STD-750, method 2026
- POLARITY : Color band denotes positive end (cathode)

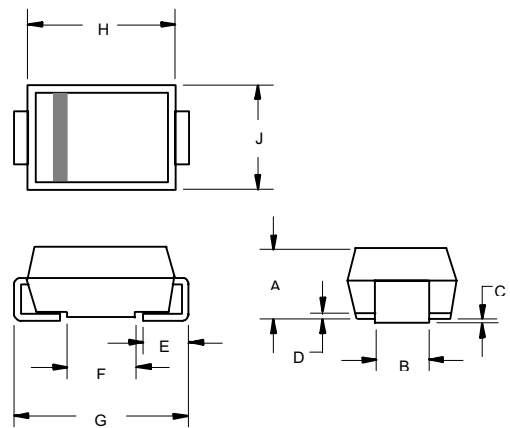
Maximum Ratings @ 25°C Unless Otherwise Specified

Steady Power Dissipation (Note 2) Derate above 75°C	P_D	2 36	Watts mW/°C
Peak Forward Surge Current 8.3ms single half sine-wave superimposed on rated load (JEDEC Method) (Note 3)	I_{FSM}	15	Amps
Operating And Storage Temperature Range	T_J, T_{STG}	-55°C to +150°C	

- NOTES: 1. High Temperature Solder Exemptions Applied, see EU Directive Annex 7.
2. Mounted on 5.0mm²(.013mm thick) land areas.
3. Measured on 8.3ms, single half sine-wave or equivalent square wave, duty cycle = 4 pulses per minute maximum.

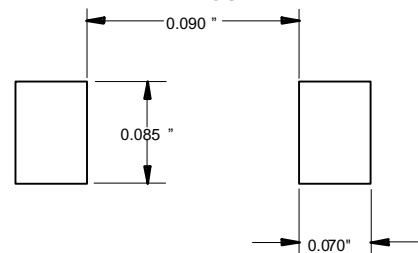
2 W Glass Passivated Junction Silicon Zener Diode 10-75 Volts

DO-214AC (SMA) (LEAD FRAME)



DIM	INCHES		MM		NOTE
	MIN	MAX	MIN	MAX	
A	.079	.096	2.00	2.44	
B	.050	.064	1.27	1.63	
C	.002	.008	.05	.20	
D	---	.02	---	.51	
E	.030	.060	.76	1.52	
F	.065	.091	1.65	2.32	
G	.189	.220	4.80	5.59	
H	.157	.181	4.00	4.60	
J	.090	.115	2.25	2.92	

SUGGESTED SOLDER PAD LAYOUT



SMA2EZ10D5HE3 THRU SMA2EZ75D5HE3

ELECTRICAL CHARACTERISTICS($T_A=25^{\circ}C$ unless otherwise noted) $V_F=1.5V$ max, $I_F=200mA$ for all types.

Type No. (Note 1.)	Nominal Zener Voltage V_Z @ I_{ZT} Volts (Note 2.)	Test Current I_{ZT} mA	Maximum Zener Impedance (Note 3)					Leakage Current		Maximum Zener Current I_{ZM} mA	Surge Current @ $T_A=25$ I_{ZSM} -A (Note 4.)	Device Marking
			Z_{ZT} @ I_{ZT}	Z_{ZK} @ I_{ZK}	I_{ZK}	I_R	V_R	μA Max	Volts			
			Ohms	Ohms	mA							
SMA2EZ10D5HE3	10	50	3.5	700	0.25	3	7.6	182	2.0	2E10/2C10		
SMA2EZ11D5HE3	11	45.5	4	700	0.25	1	8.4	166	1.82	2E11/2C11		
SMA2EZ12D5HE3	12	41.5	4.5	700	0.25	1	9.1	152	1.66	2E12/2C12		
SMA2EZ13D5HE3	13	38.5	5	700	0.25	0.5	9.9	138	1.54	2E13/2C13		
SMA2EZ14D5HE3	14	35.7	5.5	700	0.25	0.5	10.6	130	1.43	2E14/2C14		
SMA2EZ15D5HE3	15	33.4	7	700	0.25	0.5	11.4	122	1.33	2E15/2C15		
SMA2EZ16D5HE3	16	31.2	8	700	0.25	0.5	12.2	114	1.25	2E16/2C16		
SMA2EZ17D5HE3	17	29.4	9	750	0.25	0.5	13	107	1.18	2E17/2C17		
SMA2EZ18D5HE3	18	27.8	10	750	0.25	0.5	13.7	100	1.11	2E18/2C18		
SMA2EZ19D5HE3	19	26.3	11	750	0.25	0.5	14.4	95	1.05	2E19/2C19		
SMA2EZ20D5HE3	20	25	11	750	0.25	0.5	15.2	90	1	2E20/2C20		
SMA2EZ22D5HE3	22	22.8	12	750	0.25	0.5	16.7	82	0.91	2E22/2C22		
SMA2EZ24D5HE3	24	20.8	13	750	0.25	0.5	18.2	76	0.83	2E24/2C24		
SMA2EZ27D5HE3	27	18.5	18	750	0.25	0.5	20.6	68	0.74	2E27/2C27		
SMA2EZ30D5HE3	30	16.6	20	1000	0.25	0.5	22.5	60	0.67	2E30/2C30		
SMA2EZ33D5HE3	33	15.1	23	1000	0.25	0.5	25.1	55	0.61	2E33/2C33		
SMA2EZ36D5HE3	36	13.9	25	1000	0.25	0.5	27.4	50	0.56	2E36/2C36		
SMA2EZ39D5HE3	39	12.8	30	1000	0.25	0.5	29.7	47	0.51	2E39/2C39		
SMA2EZ43D5HE3	43	11.6	35	1500	0.25	0.5	32.7	43	0.45	2E43/2C43		
SMA2EZ47D5HE3	47	10.6	40	1500	0.25	0.5	35.8	39	0.42	2E47/2C47		
SMA2EZ51D5HE3	51	9.8	48	1500	0.25	0.5	38.8	36	0.39	2E51/2C51		
SMA2EZ56D5HE3	56	9	55	2000	0.25	0.5	42.6	32	0.36	2E56/2C56		
SMA2EZ62D5HE3	62	8.1	60	2000	0.25	0.5	47.1	29	0.32	2E62/2C62		
SMA2EZ68D5HE3	68	7.4	75	2000	0.25	0.5	51.7	27	0.29	2E68/2C68		
SMA2EZ75D5HE3	75	6.7	90	2000	0.25	0.5	56	24	0.27	2E75/2C75		

Notes:

1. TOLERANCES - Suffix indicates 5% tolerance any other tolerance will be considered as a special device.
2. ZENER VOLTAGE (V_Z) MEASUREMENT - guarantees the zener voltage when measured at 40 ms from the diode body, and an ambient temperature of 25 centigrade degrees.
3. ZENER IMPEDANCE (Z_z) DERIVATION - The zener impedance is derived from the 60 cycle ac voltage, which results when an ac current having an rms value equal to 10% of the dc zener current (I_{ZT} or I_{ZK}) is superimposed on I_{ZT} or I_{ZK}
4. SURGE CURRENT (I_{ZSM}) NON-REPETITIVE - The rating listed in the electrical characteristics table is maximum peak, non-repetitive, reverse surge current of 1/2 square wave or equivalent sine wave pulse of 1/120 second duration superimposed on the test current, I_{ZT} , per JEDEC standards, however, actual device capability is as described in Figure 3.

RATING AND CHARACTERISTICS CURVES
SMA2EZ10D5HE3 THRU SMA2EZ75D5HE3

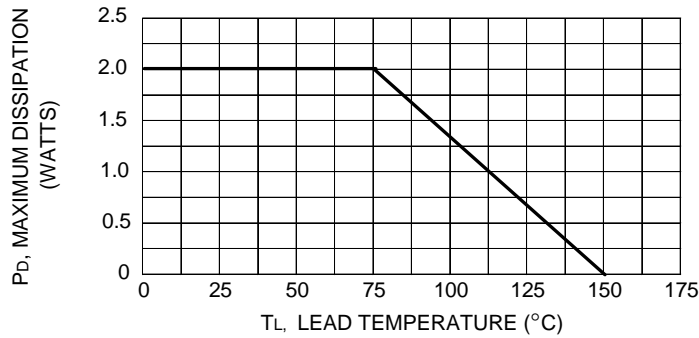


Fig. 1-POWER TEMPERATURE DERATING CURVE

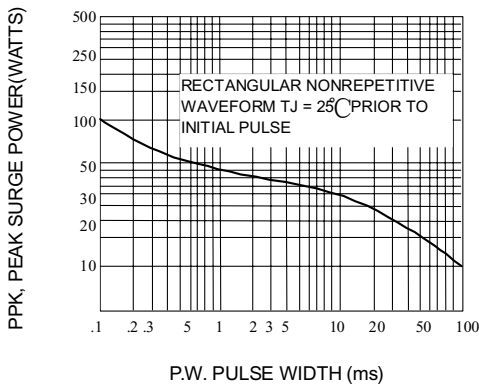


Fig. 2-MAXIMUM SURGE POWER

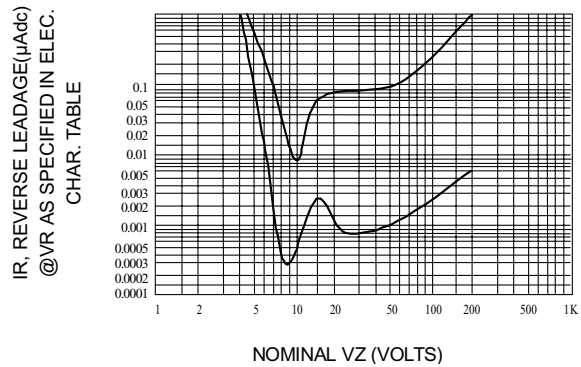


Fig. 3-TYPICAL REVERSE LEAKAGE

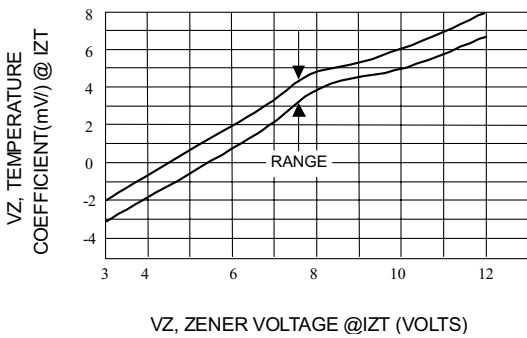


Fig. 4-UNITS 10 TO 12 VOLTS

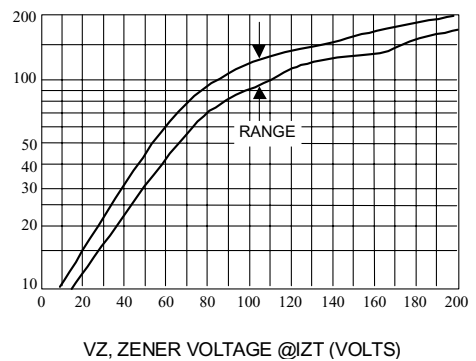


Fig. 5-UNITS 10 TO 200 VOLTS

RATING AND CHARACTERISTICS CURVES
SMA2EZ10D5HE3 THRU SMA2EZ75D5HE3

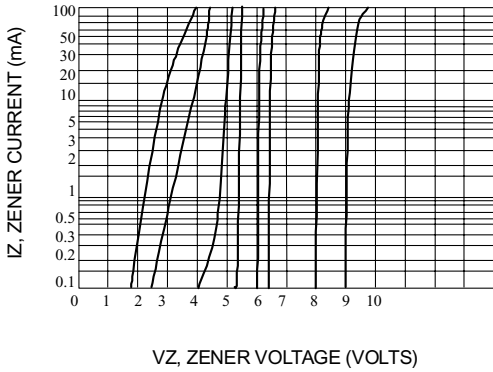


Fig. 6-VZ = 10 VOLTS

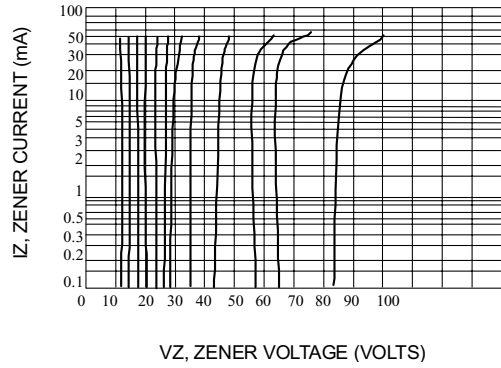


Fig. 7-VZ = 12 THRU 82 VOLTS

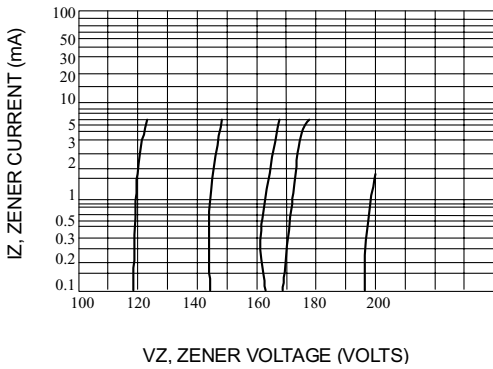


Fig. 8-VZ = 100 THRU 200 VOLTS

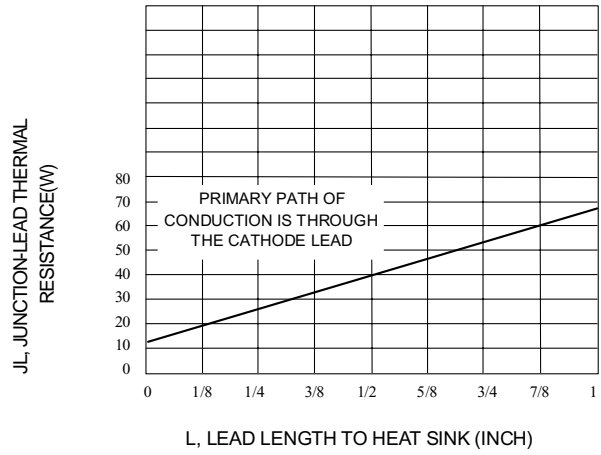


Fig. 9-TYPICAL THERMAL RESISTANCE



Micro Commercial Components

Ordering Information :

Device	Packing
Part Number-TP	Tape&Reel: 7.5Kpcs/Reel

IMPORTANT NOTICE

Micro Commercial Components Corp. reserves the right to make changes without further notice to any product herein to make corrections, modifications , enhancements , improvements , or other changes . Micro Commercial Components Corp . does not assume any liability arising out of the application or use of any product described herein; neither does it convey any license under its patent rights ,nor the rights of others . The user of products in such applications shall assume all risks of such use and will agree to hold Micro Commercial Components Corp . and all the companies whose products are represented on our website, harmless against all damages.

LIFE SUPPORT

MCC's products are not authorized for use as critical components in life support devices or systems without the express written approval of Micro Commercial Components Corporation.

CUSTOMER AWARENESS

Counterfeiting of semiconductor parts is a growing problem in the industry. Micro Commercial Components (MCC) is taking strong measures to protect ourselves and our customers from the proliferation of counterfeit parts. MCC strongly encourages customers to purchase MCC parts either directly from MCC or from Authorized MCC Distributors who are listed by country on our web page cited below. Products customers buy either from MCC directly or from Authorized MCC Distributors are genuine parts, have full traceability, meet MCC's quality standards for handling and storage. MCC will not provide any warranty coverage or other assistance for parts bought from Unauthorized Sources. MCC is committed to combat this global problem and encourage our customers to do their part in stopping this practice by buying direct or from authorized distributors.