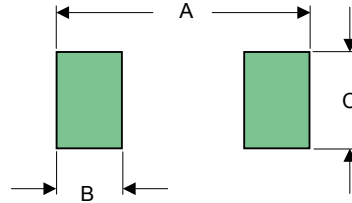
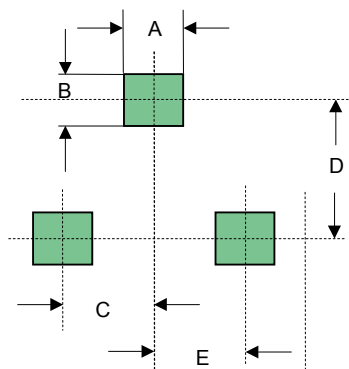


## **RECOMMENDED SOLDER PAD LAYOUTS**



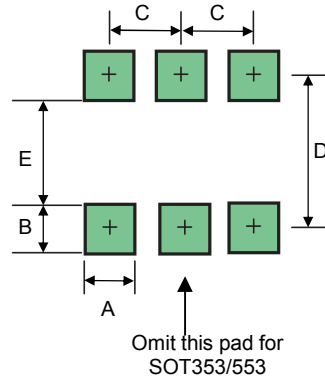
PACKAGE	DIMENSIONS (inches/mm)		
	A	B	C
<b>SOD123</b>	.165 / 4.19	.036 / 0.91	.048 / 1.22
<b>SOD323</b>	.118 / 3.01	.022 / 0.55	.027 / 0.70
<b>SOD-523</b>	.090 / 2.30	.024 / 0.60	.031 / 0.80
<b>SOD-723</b>	.063 / 1.60	.020 / 0.50	.018 / 0.45
<b>MELF</b>	.220 / 5.59	.035 / 0.89	.115 / 2.92
<b>MINIMELF</b>	.165 / 4.19	.030 / 0.76	.075 / 1.90
<b>MICROMELF</b>	.110 / 2.80	.035 / 0.90	.055 / 1.40
<b>DO-221AC</b>	.232 / 5.90	.063 / 1.60	.075 / 1.90
<b>SMA</b>	.230 / 5.84	.070 / 1.78	.085 / 2.16
<b>SMB</b>	.206 / 5.23	.050 / 1.27	.083 / 2.11
<b>SMC</b>	.330 / 8.38	.070 / 1.78	.125 / 3.18
<b>HSMA</b>	.230 / 5.84	.070 / 1.78	.085 / 2.16
<b>HSMB</b>	.230 / 5.84	.070 / 1.78	.085 / 2.16
<b>HSMC</b>	.330 / 8.38	.070 / 1.78	.200 / 5.08



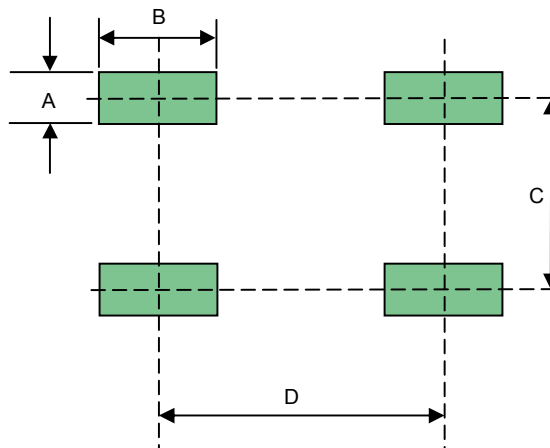
PACKAGE	DIMENSIONS (inches/mm)				
	A	B	C	D	E
<b>SOT-23</b>	.031 / 0.80	.035 / 0.90	.037 / 0.95	.079 / 2.00	.037 / 0.95
<b>SOT-323</b>	.028 / 0.70	.035 / 0.90	.026 / 0.65	.075 / 1.90	.026 / 0.65
<b>SOT-523</b>	.020 / 0.50	.020 / 0.50	.020 / 0.50	.055 / 1.40	.020 / 0.50

Note: Drawings Are Not To Scale

## RECOMMENDED SOLDER PAD LAYOUTS



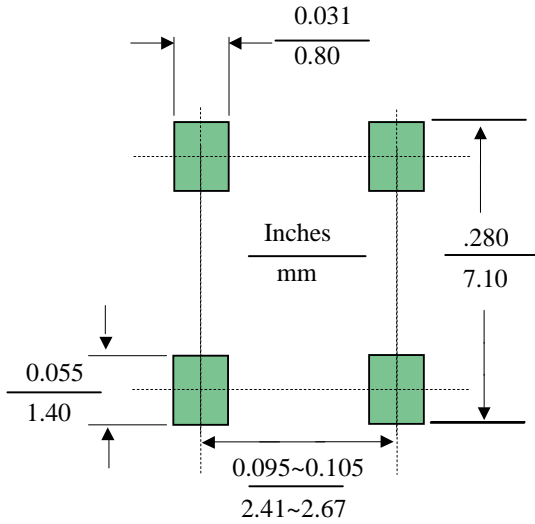
PACKAGE	DIMENSIONS (inches/mm)				
	A	B	C	D	E
<b>SOT-363/353</b>	.017 / 0.42	.024 / 0.60	.026 / 0.65	.075 / 1.90	.051 / 1.30
<b>SOT-563</b>	.015 / 0.375	.020 / 0.50	.020 / 0.50	.067 / 1.70	.047 / 1.20
<b>SOT-553</b>	.0118/0.3	.0177/0.45	.020/0.50	.0531/1.35	.047 / 1.20



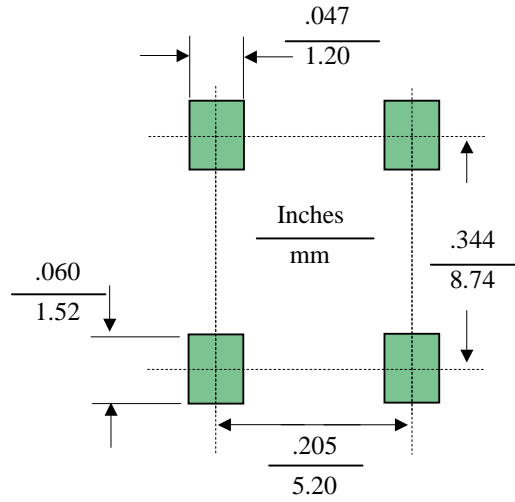
PACKAGE	DIMENSIONS (inches/mm)			
	A	B	C	D
<b>SOT-343</b>	.014 / 0.35	.031 / 0.80	.051 / 1.30	.076 / 1.94

Note: Drawings Are Not To Scale

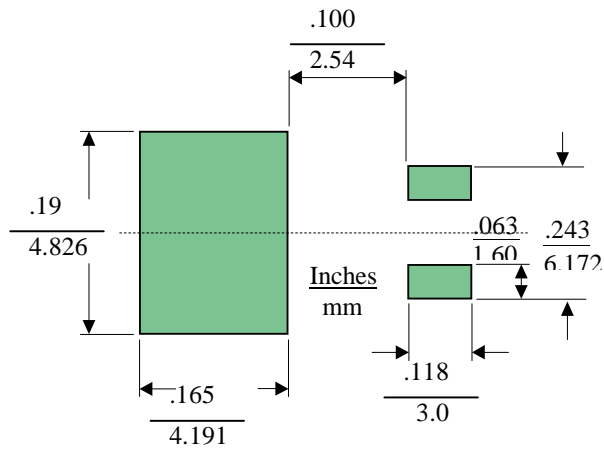
## **RECOMMENDED SOLDER PAD LAYOUTS**



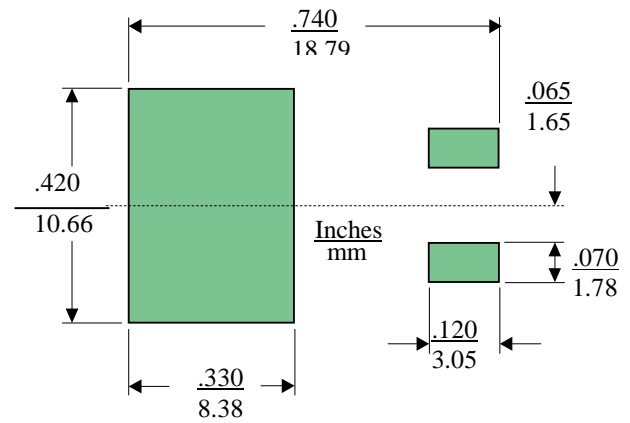
**MBS-1**



**SDB-1**

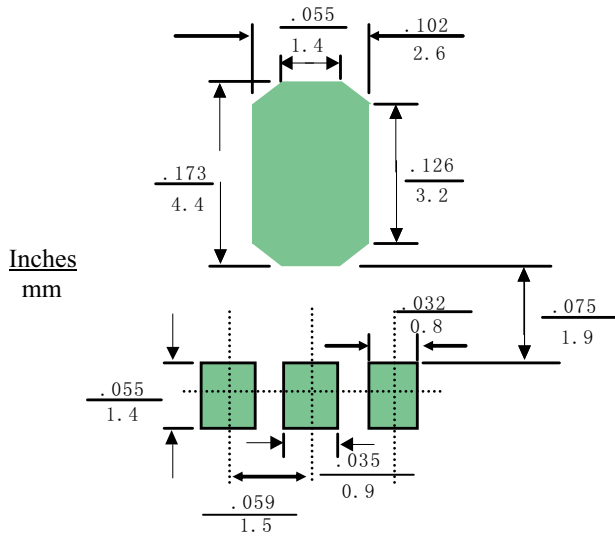


**D-PACK**

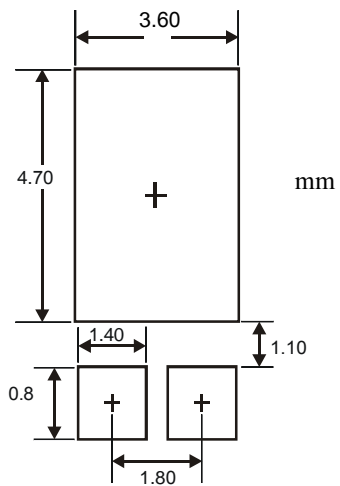


**D<sup>2</sup>-PACK**

## RECOMMENDED SOLDER PAD LAYOUTS



**SOT-89**



**TO-277B**