



Micro Commercial Components

Micro Commercial Components
 20736 Marilla Street Chatsworth
 CA 91311
 Phone: (818) 701-4933
 Fax: (818) 701-4939

**1N5268
 THRU
 1N5276**

**500 mW
 Zener Diode
 82 to 150 Volts**

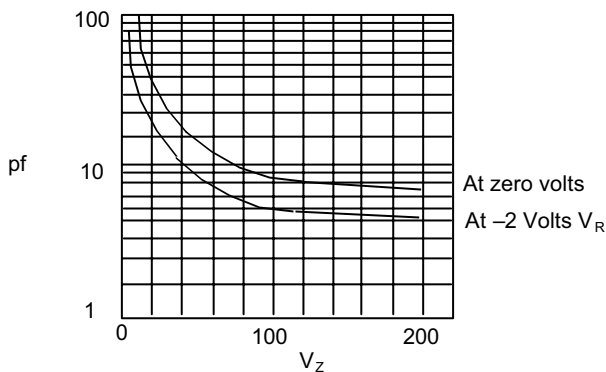
Features

- Wide Voltage Range Available
- Glass Package
- High Temp Soldering: 260°C for 10 Seconds At Terminals
- Marking : Cathode band and type number
- Lead Free Finish/Rohs Compliant (Note1) ("P" Suffix designates Compliant. See ordering information)
- Moisture Sensitivity: Level 1 per J-STD-020C

Maximum Ratings

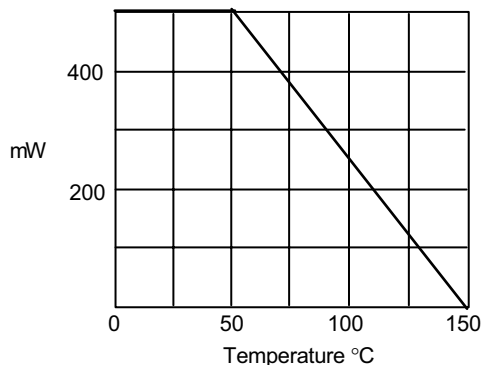
- Operating Temperature: -55°C to +150°C
- Storage Temperature: -55°C to +150°C
- 500 mWatt DC Power Dissipation
- Power Derating: 4.0mW/°C above 50°C
- Forward Voltage @ 200mA: 1.1 Volts

Figure 1 - Typical Capacitance



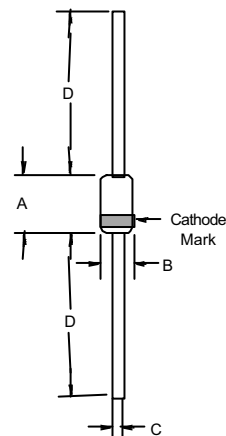
Typical Capacitance (pf) – versus – Zener voltage (V_Z)

Figure 2 - Derating Curve



Power Dissipation (mW) - Versus - Temperature °C

DO-35



DIMENSIONS					
DIM	INCHES		MM		NOTE
	MIN	MAX	MIN	MAX	
A	---	.166	---	4.2	
B	---	.079	---	2.00	
C	---	.020	---	.52	
D	1.000	---	25.40	---	

Note: 1. Lead in Glass Exemption Applied, see EU Directive Annex 5.

1N5268 thru 1N5276



Micro Commercial Components

ELECTRICAL CHARACTERISTICS @25°C

MCC PART NUMBER	NOMINAL ZENER VOLTAGE V_Z @ I_{ZT} VOLTS	TEST CURRENT I_{ZT} mA	MAXIMUM ZENER IMPEDANCE 'B' SUFFIX ONLY		MAXIMUM REVERSE LEAKAGE CURRENT		MAX. ZENER VOLTAGE TEMP COEFFICIENT 'B' SUFFIX ONLY %/ °C
			Z_{ZT} @ I_{ZT} OHMS	Z_{ZK} @ $I_{ZK} = 0.25\text{mA}$ OHMS	I_R @ V_R μA	VOLTS	
1N5268	82	1.5	330	2000	0.1	62	+0.098
1N5269	87	1.4	370	2200	0.1	68	+0.099
1N5270	91	1.4	400	2300	0.1	69	+0.099
1N5272	110	1.1	750	3000	0.1	84	+0.110
1N5273	120	1.0	900	4000	0.1	91	+0.110
1N5274	130	0.95	1100	4500	0.1	99	+0.110
1N5275	140	0.90	1300	4500	0.1	106	+0.110
1N5276	150	0.85	1500	5000	0.1	114	+0.110

NOTE 1: Table as shown lists type numbers, which indicate a tolerance of $\pm 20\%$ with guaranteed limits on only V_Z , I_R , and V_F . Devices with guaranteed limits on all six parameters are indicated by suffix "A" for $\pm 10\%$, "B" for $\pm 5\%$, "C" for $\pm 2\%$ tolerance

NOTE 2: The electrical characteristics are measured after allowing the device to stabilize for 20 seconds.

NOTE 3: Temperature coefficient (α_{VZ}). Test conditions for temperature coefficient are as follows:

- a. $I_{ZT} = 7.5\text{mA}$, $T_1 = 25^\circ\text{C}$, $T_2 = 125^\circ\text{C}$ (1N5221 thru 1N5242)
- b. $I_{ZT} = \text{Rated } I_{ZT}$, $T_1 = 25^\circ\text{C}$, $T_2 = 125^\circ\text{C}$ (1N5243 thru 1N5276)

Device to be temperature stabilized with current applied prior to reading breakdown voltage at the specified ambient temperature.



Micro Commercial Components

Ordering Information

Device	Packing
(Part Number)-TP	Tape&Reel; 10Kpcs/Reel
(Part Number)-AP	Ammo Packing;5Kpcs/AmmoBox
(Part Number)-BP	Bulk;500pcs/Bag

*****IMPORTANT NOTICE*****

Micro Commercial Components Corp . reserves the right to make changes without further notice to any product herein to make corrections, modifications , enhancements , improvements , or other changes .
Micro Commercial Components Corp . does not assume any liability arising out of the application or use of any product described herein; neither does it convey any license under its patent rights ,nor the rights of others . The user of products in such applications shall assume all risks of such use and will agree to hold *Micro Commercial Components Corp* . and all the companies whose products are represented on our website, harmless against all damages.

*****APPLICATIONS DISCLAIMER*****

Products offer by *Micro Commercial Components Corp* . are not intended for use in Medical, Aerospace or Military Applications.