

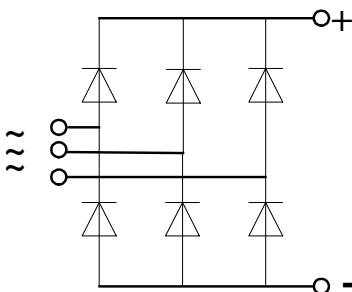

Features

- Lead Free Finish/RoHS Compliant(Note 1) ("P" Suffix Designates Compliant. See Ordering Information)
- Heat Transfer Through Aluminum Oxide DBC Ceramic Isolated Metal Baseplate
- Blocking voltage:1600 V
- Glass passivated chip

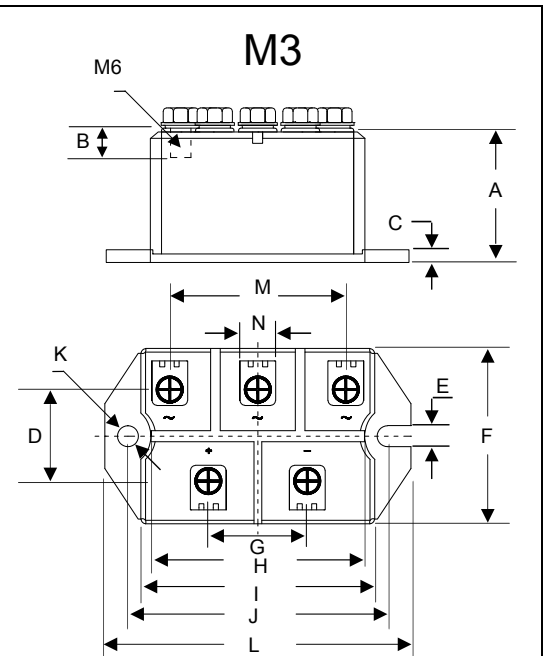
Applications

- Three phase rectifiers for power supplies
- Rectifiers for DC motor field supplies
- Battery charger rectifiers

MCC Part Number	V_{RRM}	V_{RSM}
MD250S16M3	1600V	1700V



**250 Amp
GLASS PASSIVATED
THREE PHASE
RECTIFIER BRIDGE
1600 Volts**



DIM	INCHES		MM		NOTE
	MIN	MAX	MIN	MAX	
A	1.165	1.213	29.60	30.80	
B	0.236	0.315	6.00	8.00	
C	0.098	0.138	2.50	3.50	
D	1.043	1.083	26.50	27.50	
E	0.236	0.276	6.00	7.00	
F	2.106	2.146	53.50	54.50	
G	0.965	1.004	24.50	25.50	
H	2.579	2.618	65.50	66.50	
I	2.815	2.854	71.50	72.50	
J	3.130	3.169	79.50	80.50	
K	0.256		6.50		Φ
L	3.681	3.720	93.50	94.50	
M	2.028	2.067	51.50	52.50	
N	0.453	0.492	11.50	12.50	

Maximum Ratings

Symbol	Conditions	Values	Units
ID	Three phase, full wave Tc=100°C	250	A
I _{FSM}	t=10mS T _{vj} =45°C	2500	A
i ² t	t=10mS T _{vj} =45°C	31250	A ² s
Visol	a.c.50HZ;r.m.s.;1min	3000	V
T _{vj}		-40 to +150	°C
T _{stg}		-40 to +125	°C
Mt	To terminals(M6)	5±15%	Nm
Ms	To heatsink(M6)	5±15%	Nm
Weight	Module (Approximately)	230	g

Thermal Characteristics

Symbol	Conditions	Values	Units
R _{th(j-c)}	Per diode	0.36	°C/W
R _{th(c-s)}	Module(Approximately)	0.02	°C/W

Electrical Characteristics

Symbol	Conditions	Values			Units
		Min.	Typ.	Max.	
V _{FM}	T=25°C I _F =300A	—	1.35	1.60	V
I _{RD}	T _{vj} =25°C V _{RD} =V _{R_{RM}}	—	—	0.5	mA
	T _{vj} =150°C V _{RD} =V _{R_{RM}}	—	—	6	mA

Performance Curves

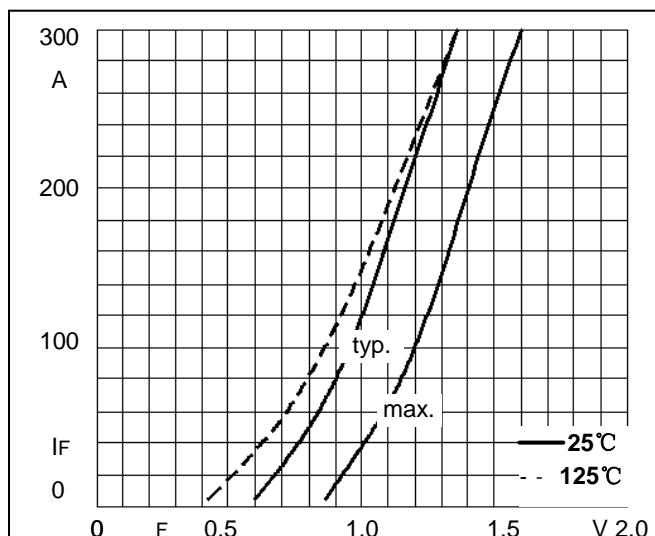


Fig1. Forward Characteristics

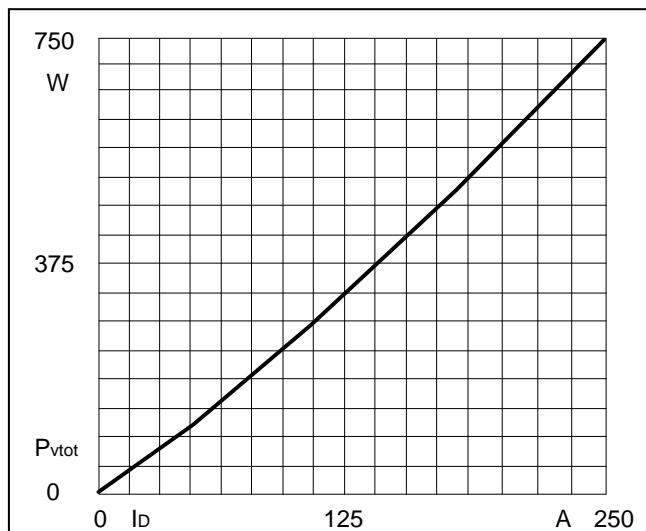


Fig2. Power dissipation

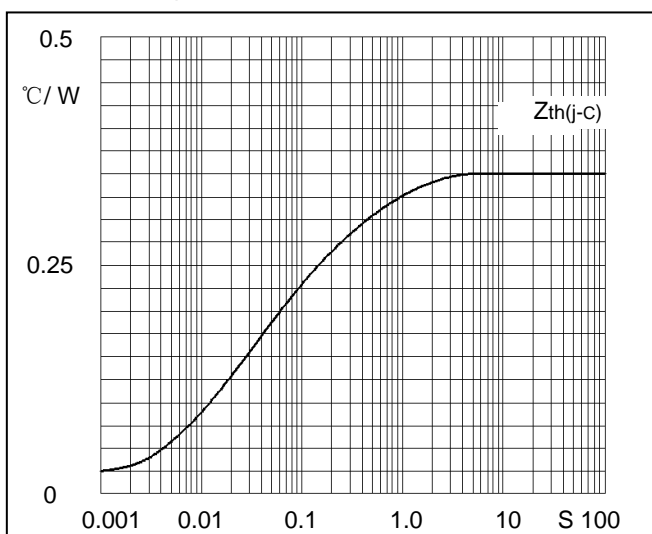


Fig3. Transient thermal impedance

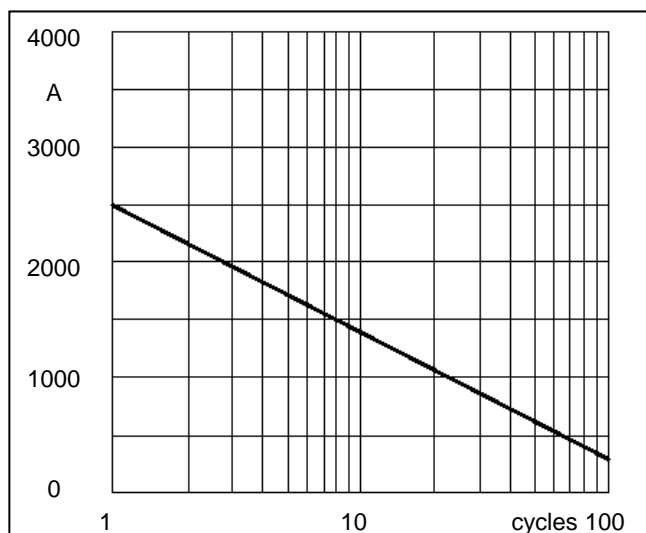


Fig4. Max Non-Repetitive Forward Surge Current

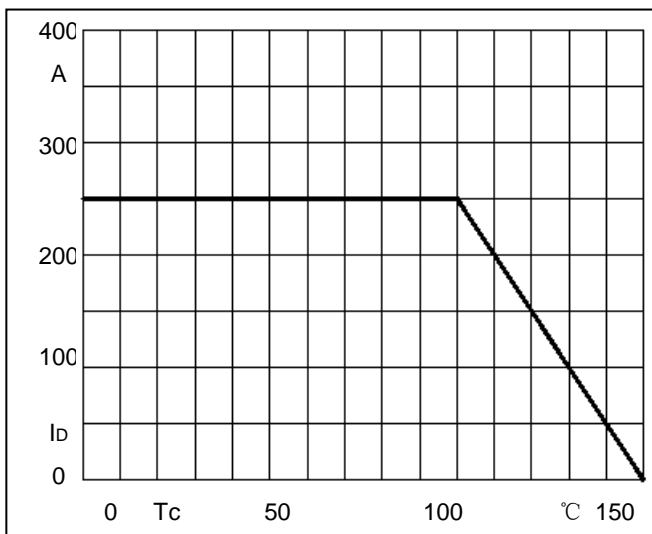


Fig5. Forward Current Derating Curve

Ordering Information

Device	Packing
Part Number-BP	Bulk: 6PCS/BOX ;60PCS/CTN

*****IMPORTANT NOTICE*****

Micro Commercial Components Corp. reserves the right to make changes without further notice to any product herein to make corrections, modifications , enhancements , improvements , or other changes . **Micro Commercial Components Corp .** does not assume any liability arising out of the application or use of any product described herein; neither does it convey any license under its patent rights ,nor the rights of others . The user of products in such applications shall assume all risks of such use and will agree to hold **Micro Commercial Components Corp .** and all the companies whose products are represented on our website, harmless against all damages.

*****LIFE SUPPORT*****

MCC's products are not authorized for use as critical components in life support devices or systems without the express written approval of Micro Commercial Components Corporation.

*****CUSTOMER AWARENESS*****

Counterfeiting of semiconductor parts is a growing problem in the industry. Micro Commercial Components (MCC) is taking strong measures to protect ourselves and our customers from the proliferation of counterfeit parts. MCC strongly encourages customers to purchase MCC parts either directly from MCC or from Authorized MCC Distributors who are listed by country on our web page cited below. Products customers buy either from MCC directly or from Authorized MCC Distributors are genuine parts, have full traceability, meet MCC's quality standards for handling and storage. **MCC will not provide any warranty coverage or other assistance for parts bought from Unauthorized Sources.** MCC is committed to combat this global problem and encourage our customers to do their part in stopping this practice by buying direct or from authorized distributors.