

**Obsolete**



Micro Commercial Components

Micro Commercial Components  
20736 Marilla Street Chatsworth  
CA 91311  
Phone: (818) 701-4933  
Fax: (818) 701-4939

### Features

- Low Cost
- Low Leakage
- Low Forward Voltage Drop
- High Current Capability
- For Automotive Applications

### Maximum Ratings

- Standard polarity : Case is Cathode ; Lead is Anode  
Note for positive terminal part number is as shown: PF351P  
For negative terminal add an "N" to the suffix of the part number . i.e. PF351N
- Operating Temperature: -55°C to +150°C
- Storage Temperature: -55°C to +150°C

MCC Catalog Number	Device Marking	Maximum Recurrent Peak Reverse Voltage	Maximum RMS Voltage	Maximum DC Blocking Voltage
PF351	---	50V	35V	50V
PF352	---	100V	70V	100V
PF353	---	200V	140V	200V
PF354	---	400V	280V	400V
PF355	---	600V	420V	600V

### Electrical Characteristics @ 25°C Unless Otherwise Specified

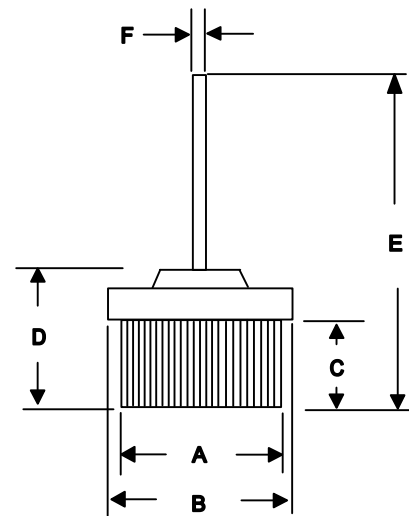
Average Forward Current	$I_{F(AV)}$	35A	$T_A = 125^\circ\text{C}$
Peak Forward Surge Current	$I_{FSM}$	600A	8.3ms, half sine
Maximum Instantaneous Forward Voltage	$V_F$	1.0V	$I_{FM} = 35\text{A}; T_J = 25^\circ\text{C}^*$
Maximum DC Reverse Current At Rated DC Blocking Voltage	$I_R$	5 $\mu\text{A}$ 500 $\mu\text{A}$	$T_J = 25^\circ\text{C}$ $T_J = 100^\circ\text{C}$
Typical Junction Capacitance	$C_J$	100pF	Measured at 1.0MHz, $V_R=4.0\text{V}$

\*Pulse test: Pulse width 300  $\mu\text{sec}$ , Duty cycle 2%

## PF351 THRU PF355

## 35Amp Fast Recover Rectifier 50 to 600 Volts

### PRESSFIT



DIM	DIMENSIONS				NOTE
	INCHES		MM		
	MIN	MAX	MIN	MAX	
A	0.501	0.505	12.73	12.82	
B	0.621	0.629	15.77	15.97	
C	0.224	0.232	5.70	5.90	
D	0.378	0.390	9.60	9.90	
E	1.102	-----	28.00	-----	
F	0.048	0.052	1.22	1.32	

# PF351 thru PF355

Figure 1  
Typical Forward Characteristics

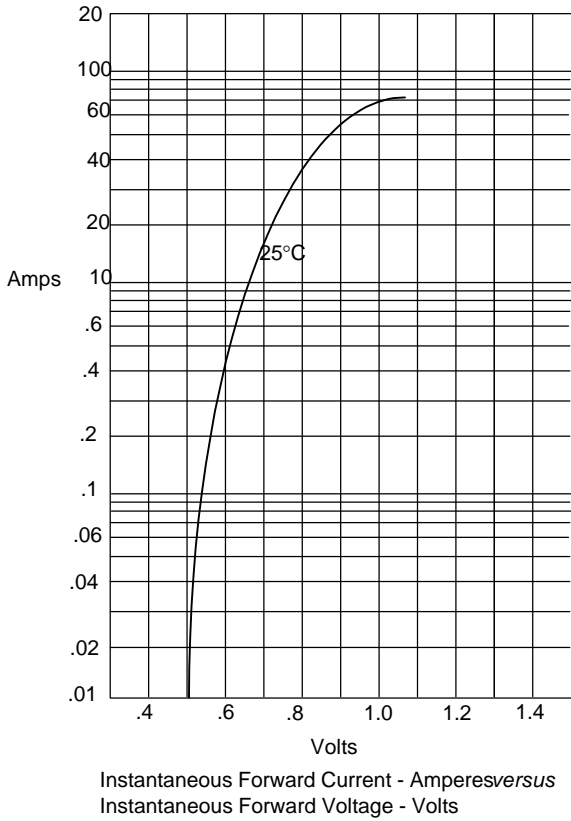


Figure 2  
Forward Derating Curve

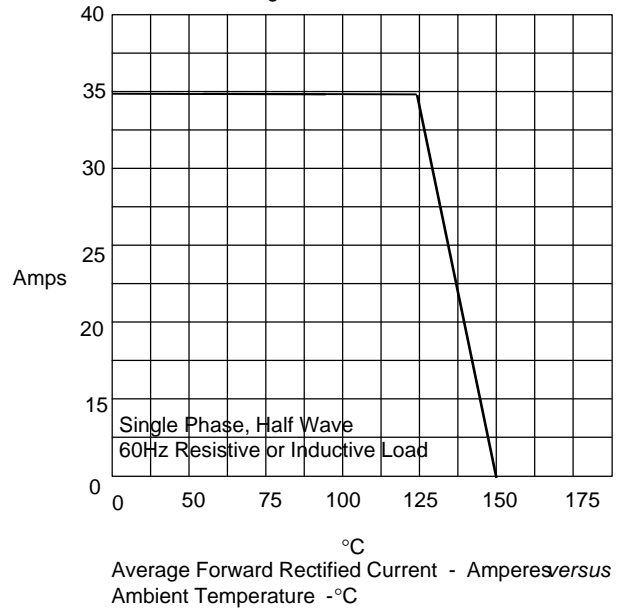


Figure 4  
Peak Forward Surge Current

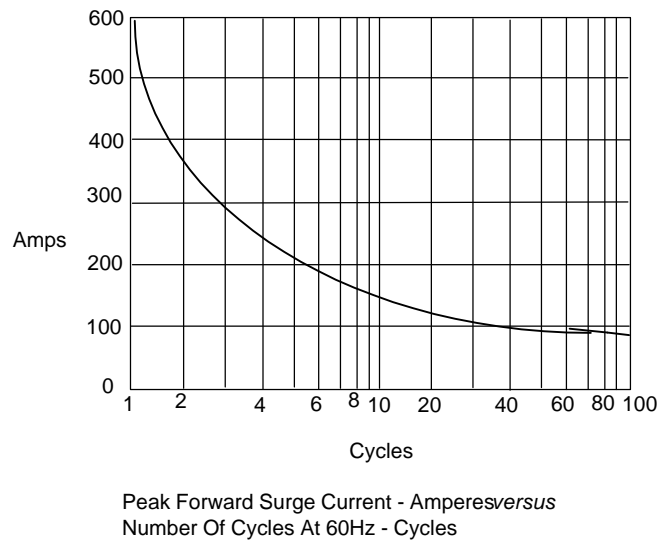


Figure 3  
Junction Capacitance

