

Features

- Glass Passivated Junction
- Excellent Clamping Capability
- Halogen Free. "Green" Device (Note 1)
- Moisture Sensitivity Level 1
- Epoxy Meets UL 94 V-0 Flammability Rating
- Lead Free Finish/RoHS Compliant (Note2) ("P" Suffix Designates Compliant. See Ordering Information)

Maximum Ratings

- Operating Junction Temperature Range: -55°C to +150°C
- Storage Temperature Range: -55°C to +150°C

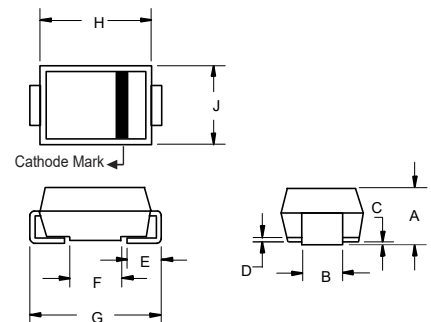
Parameter	Symbol	Rating	Conditions
Peak Forward Surge Current	I_{FSM}	15A	Note 3
Power Dissipation	P_D	2.0W	Note 4
Power Derating		36mW/°C	Above 75°C
Maximum Forward Voltage	V_F	1.5V	$I_F=200mA$

Note:

1. Halogen free "Green" products are defined as those which contain <900ppm bromine, <900ppm chlorine (<1500ppm total Br + Cl) and <1000ppm antimony compounds.
2. High Temperature Solder Exemption Applied, See EU Directive Annex 7a.
3. Measured on 8.3ms, Single Half Sine-wave or Equivalent Square Wave, Duty Cycle = 4 Pulses Per Minute Maximum.
4. Mounted on 5.0mm² (.013mm thick) land areas.

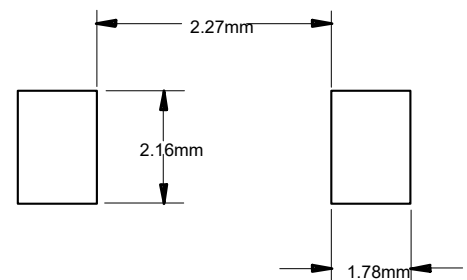
2.0 Watt Surface Mount Silicon Zener Diodes 5.1 to 75 Volts

SMA (DO-214AC) LEAD FRAME



DIM	INCHES		MM		NOTE
	MIN	MAX	MIN	MAX	
A	0.075	0.096	1.90	2.44	
B	0.050	0.064	1.27	1.63	
C	0.002	0.008	0.051	0.203	
D	---	0.020	---	0.51	
E	0.030	0.060	0.76	1.52	
F	0.065	0.091	1.65	2.32	
G	0.189	0.220	4.80	5.59	
H	0.157	0.187	4.00	4.75	
J	0.090	0.115	2.25	2.92	

SUGGESTED SOLDER PAD LAYOUT



Electrical Characteristics @ 25°C Unless Otherwise Specified, $V_F=1.5V$ max, $I_F=200mA$ for all types

MCC Part Number (Note 5)	Nominal Zener Voltage (Note 6)	Test current	Maximum Zener Impedance (Note 7)			Leakage Current		Maximum Zener Current	Surge Current @ $T_A=25^\circ C$	Marking Code
	$V_Z @ I_{ZT}$	I_{ZT}	$Z_{ZT} @ I_{ZT}$	$Z_{ZK} @ I_{ZK}$	I_{ZK}	I_R	V_R	I_{ZM}	I_{ZSM}	
	V	mA	Ω	Ω	mA	$\mu A(Max.)$	V	mA	A	
SMA2EZ5.1D5	5.1	98.0	3.5	600	1	5	1	356	3.5	2E5.1
SMA2EZ5.6D5	5.6	89.5	2.5	500	1	5	2	324	3.3	2E5.6
SMA2EZ6.2D5	6.2	80.5	1.5	700	1	5	3	292	3.1	2E6.2
SMA2EZ6.8D5	6.8	73.5	2	700	1	5	4	266	2.9	2E6.8
SMA2EZ7.5D5	7.5	66.5	2	700	0.5	5	5	242	2.66	2E7.5
SMA2EZ8.2D5	8.2	61	2.3	700	0.5	5	6	220	2.44	2E8.2
SMA2EZ9.1D5	9.1	55	2.5	700	0.5	3	7	200	2.2	2E9.1
SMA2EZ10D5	10	50	3.5	700	0.25	3	7.6	182	2.0	2E10
SMA2EZ11D5	11	45.5	4	700	0.25	1	8.4	166	1.82	2E11
SMA2EZ12D5	12	41.5	4.5	700	0.25	1	9.1	152	1.66	2E12
SMA2EZ13D5	13	38.5	5	700	0.25	0.5	9.9	138	1.54	2E13
SMA2EZ14D5	14	35.7	5.5	700	0.25	0.5	10.6	130	1.43	2E14
SMA2EZ15D5	15	33.4	7	700	0.25	0.5	11.4	122	1.33	2E15
SMA2EZ16D5	16	31.2	8	700	0.25	0.5	12.2	114	1.25	2E16
SMA2EZ17D5	17	29.4	9	750	0.25	0.5	13	107	1.18	2E17
SMA2EZ18D5	18	27.8	10	750	0.25	0.5	13.7	100	1.11	2E18
SMA2EZ19D5	19	26.3	11	750	0.25	0.5	14.4	95	1.05	2E19
SMA2EZ20D5	20	25	11	750	0.25	0.5	15.2	90	1	2E20
SMA2EZ22D5	22	22.8	12	750	0.25	0.5	16.7	82	0.91	2E22
SMA2EZ24D5	24	20.8	13	750	0.25	0.5	18.2	76	0.83	2E24
SMA2EZ27D5	27	18.5	18	750	0.25	0.5	20.6	68	0.74	2E27
SMA2EZ30D5	30	16.6	20	1000	0.25	0.5	22.5	60	0.67	2E30
SMA2EZ33D5	33	15.1	23	1000	0.25	0.5	25.1	55	0.61	2E33
SMA2EZ36D5	36	13.9	25	1000	0.25	0.5	27.4	50	0.56	2E36
SMA2EZ39D5	39	12.8	30	1000	0.25	0.5	29.7	47	0.51	2E39
SMA2EZ43D5	43	11.6	35	1500	0.25	0.5	32.7	43	0.45	2E43
SMA2EZ47D5	47	10.6	40	1500	0.25	0.5	35.8	39	0.42	2E47
SMA2EZ51D5	51	9.8	48	1500	0.25	0.5	38.8	36	0.39	2E51
SMA2EZ56D5	56	9	55	2000	0.25	0.5	42.6	32	0.36	2E56
SMA2EZ62D5	62	8.1	60	2000	0.25	0.5	47.1	29	0.32	2E62
SMA2EZ68D5	68	7.4	75	2000	0.25	0.5	51.7	27	0.29	2E68
SMA2EZ75D5	75	6.7	90	2000	0.25	0.5	56	24	0.27	2E75

Notes:

5. TOLERANCES - Suffix Indicates 5% Tolerance Any Other Tolerance Will be Considered as a Special Device.
6. ZENER VOLTAGE (V_Z) MEASUREMENT - - Guarantees The Zener Voltage When Measured at 40 ms from The Diode Body, and an Ambient Temperature of 25°C.
7. ZENER IMPEDANCE (Z_Z) DERIVATION - The Zener Impedance is Derived from The 60 Cycle AC Voltage, Which Results When an AC Current Having an rms Value Equal to 10% of the DC Zener Current (I_{ZT} or I_{ZK}) is Superimposed on (I_{ZT} or I_{ZK}).

Curve Characteristics

Fig. 1 - Power Derating Curve

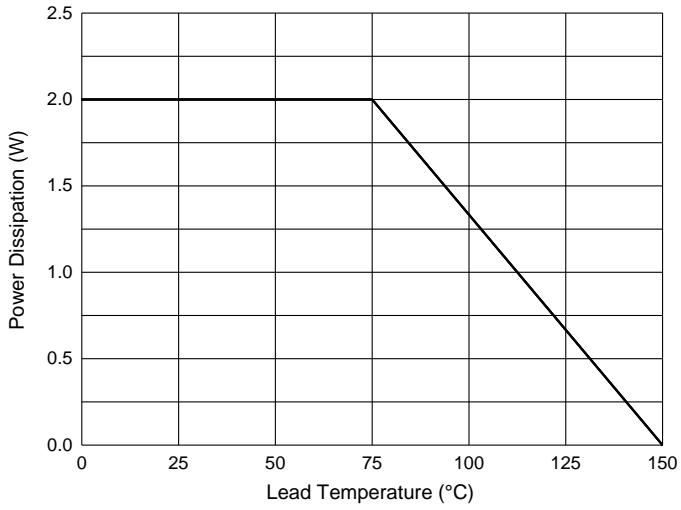


Fig. 2 - Typical Zener Breakdown Characteristics

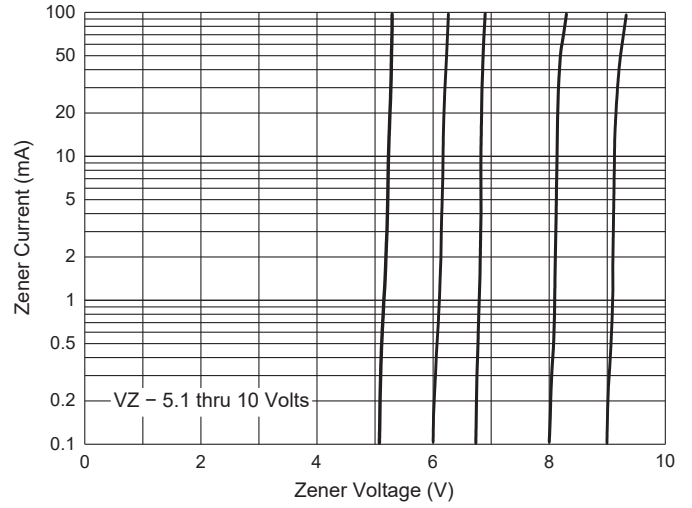
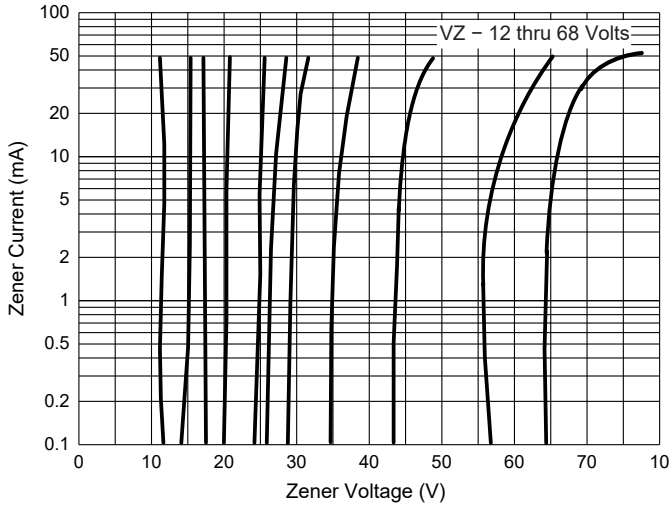


Fig. 3 - Typical Zener Breakdown Characteristics



Ordering Information

Device	Packing
Part Number-TP	Tape&Reel:7.5Kpcs/Reel

*****IMPORTANT NOTICE*****

Micro Commercial Components Corp. reserves the right to make changes without further notice to any product herein to make corrections, modifications , enhancements , improvements , or other changes . **Micro Commercial Components Corp** . does not assume any liability arising out of the application or use of any product described herein; neither does it convey any license under its patent rights ,nor the rights of others . The user of products in such applications shall assume all risks of such use and will agree to hold **Micro Commercial Components Corp** . and all the companies whose products are represented on our website, harmless against all damages. **Micro Commercial Components Corp.** products are sold subject to the general terms and conditions of commercial sale, as published at <https://www.mccsemi.com/Home/TermsAndConditions>.

*****LIFE SUPPORT*****

MCC's products are not authorized for use as critical components in life support devices or systems without the express written approval of Micro Commercial Components Corporation.

*****CUSTOMER AWARENESS*****

Counterfeiting of semiconductor parts is a growing problem in the industry. Micro Commercial Components (MCC) is taking strong measures to protect ourselves and our customers from the proliferation of counterfeit parts. MCC strongly encourages customers to purchase MCC parts either directly from MCC or from Authorized MCC Distributors who are listed by country on our web page cited below. Products customers buy either from MCC directly or from Authorized MCC Distributors are genuine parts, have full traceability, meet MCC's quality standards for handling and storage. **MCC will not provide any warranty coverage or other assistance for parts bought from Unauthorized Sources.** MCC is committed to combat this global problem and encourage our customers to do their part in stopping this practice by buying direct or from authorized distributors.