


Mechanical Data

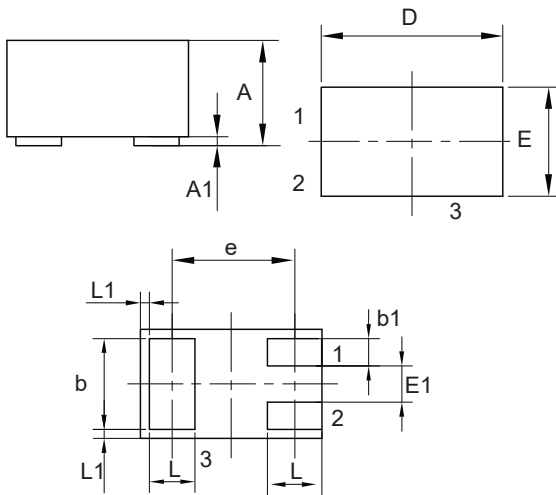
- Surface Mount Package
- Weight: 0.0009 grams (Approximate)
- Moisture Sensitivity Level 1
- Halogen Free. "Green" Device (Note 1)
- Epoxy Meets UL 94 V-0 Flammability Rating
- Lead Free Finish/RoHS Compliant (Note 2) ("P" Suffix Designates RoHS Compliant. See Ordering Information)

Note:1. free "Green" products are defined as those which contain <900ppm bromine, <900ppm chlorine (<1500ppm total Br + Cl) and <1000ppm antimony compounds.
2. High Temperature Solder Exemption Applied, see EU Directive Annex 7a.

Package 3D Photo

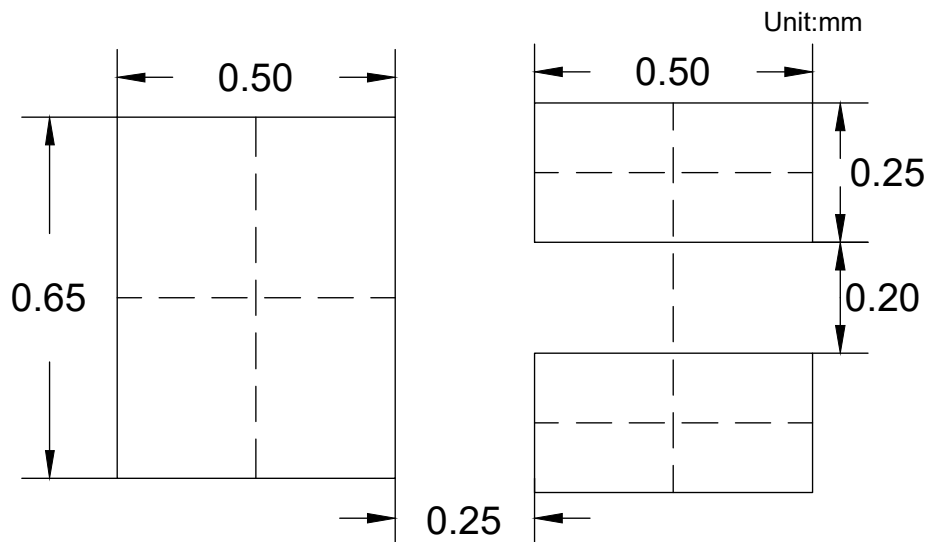


Package Outline Dimensions



DIM	DIMENSIONS				NOTE
	INCHES		MM		
	MIN	MAX	MIN	MAX	
A	0.018	0.022	0.45	0.55	
A1	0.000	0.002	0.00	0.05	
b	0.018	0.022	0.45	0.55	
b1	0.004	0.008	0.10	0.20	
D	0.037	0.041	0.95	1.05	
E	0.022	0.026	0.55	0.65	
E1	0.006	0.010	0.15	0.25	
e	0.026		0.675		TYP.
L	0.008	0.012	0.25	0.35	
L1	0.0002		0.05		TYP.

Suggested Solder Pad Layout



Notes:

- 1.The suggested land pattern dimensions have been provided for reference only.
- 2.For further information,please reference document IPC-7351A.

Packing Quantity

Package	Tape Width (mm)	Reel Size (inch)	Reel Quantity	BOX Quantity	Carton Quantity
DFN1006-3B	8	7	10000	100K	400K

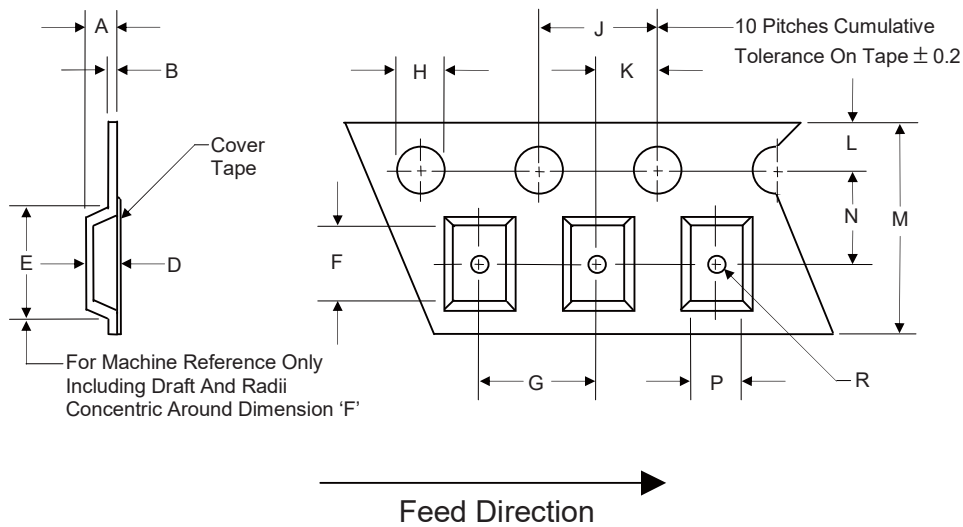
Note 1: These are minimum package quantities only. Minimum orders will differ. Contact the factory for more information on minimum order quantities.

Note 2: MCC Tape&reel products meets EIA-481 REV D specification.

Device Tape Orientation

Package	Tape Width (mm)	Tape Orientation	
DFN1006-3B	8	 Standard	 Q3
		 For Transistors	
		 For MOSFET & ESD Protection Devices	

Embossed Carrier Tape Specifications



Tape Width	H	L	J	B	D	F	P
8mm	1.5	1.75	4.0	0.6	See Note 3		
(Tolerance)	+0.1/-0	± 0.1	± 0.1	Max			

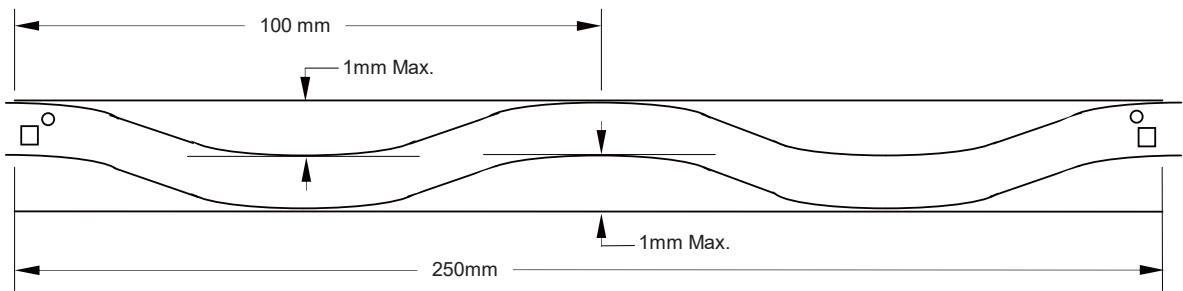
Tape Width	E	R	N	A	K	M	G
8mm	4.2	1.0	3.5	2.4	2.0	8.0	2.0
(Tolerance)	Max	Min	± 0.05	Max	± 0.05	± 0.3	± 0.1

Note 3: D,E,F are determined by constant size. The clearance between the part and the tape cavity must be within 0.05mm min. to 0.50mm max. for 8mm tape.

Embossed Carrier Tape Specifications

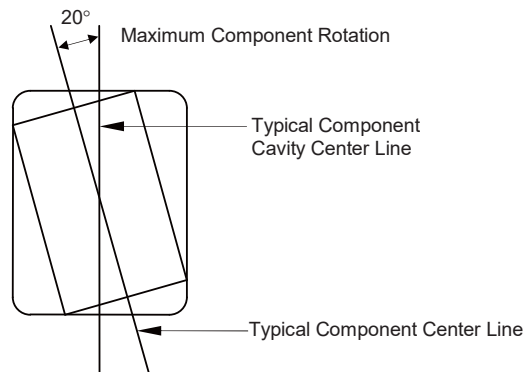


Tape Size	R Min.
8mm	25mm

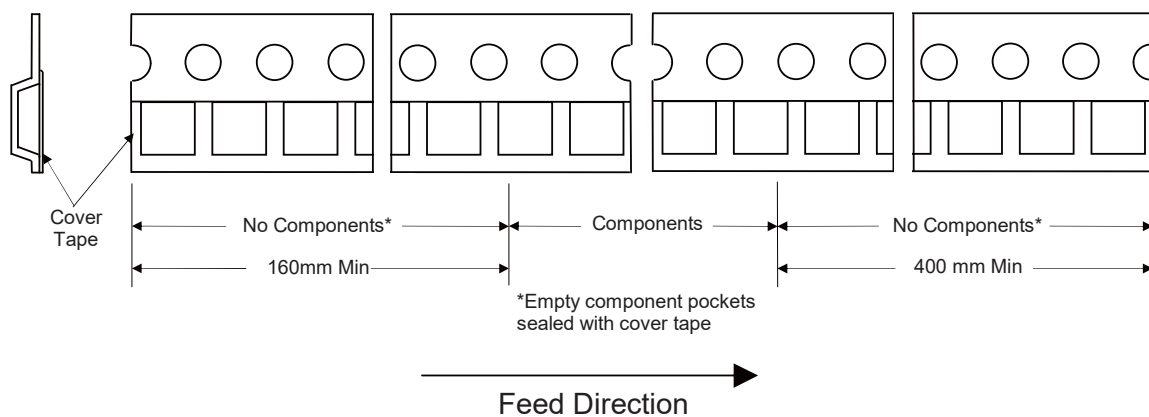


Camber (Top View)

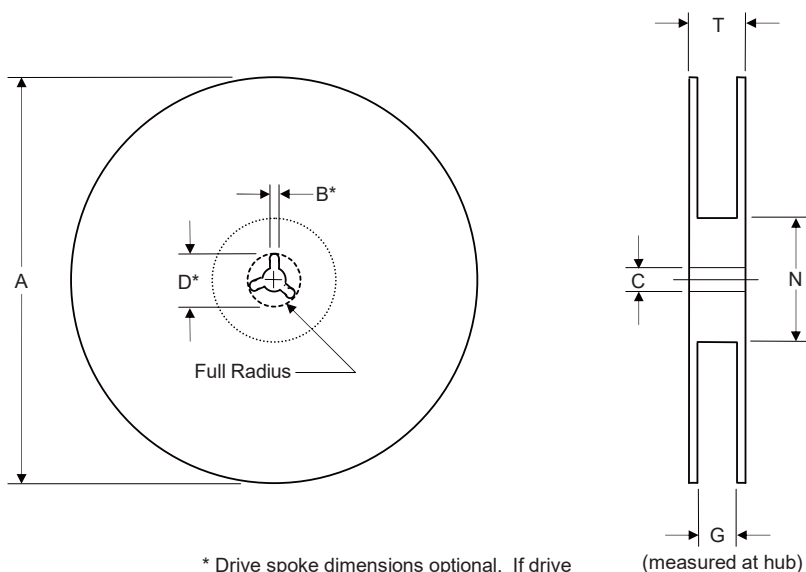
Allowable camber to be 1mm/100mm non-accumulative over 250mm



Start and Finish Specification



Surface Mount Reel Specifications

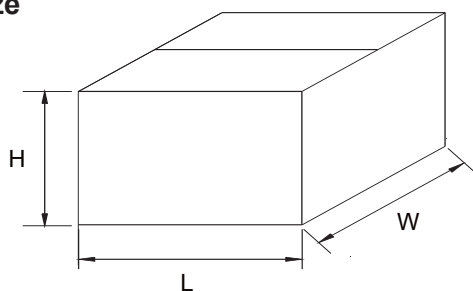


* Drive spoke dimensions optional. If drive spoke is used then asterisked dimensions apply.

Tape Width	A	B	C	D	N	G	T
8mm	180	1.5	13.0	20.2	55	8.4	14.4
(Tolerance)	Max	Min	±0.2	Min	±5.0	+1.5	Max

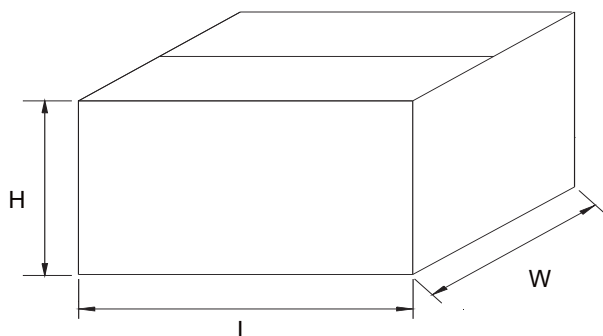
Dimensions

Inbox Size



Dimension	Specification(mm typical)	
	General	MBB Bag
L	187	227
W	130	145
H	187	202

Carton Size



Dimension	Specification(mm typical)	
	General	MBB Bag
L	390	470
W	275	305
H	207	223