

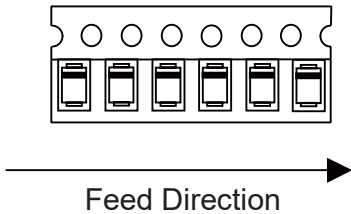
Packing Quantity

Package	Tape Width (mm)	Reel Size (inch)	Reel Quantity	BOX Quantity	Carton Quantity
HSMC	16	13	1500	3K	21K

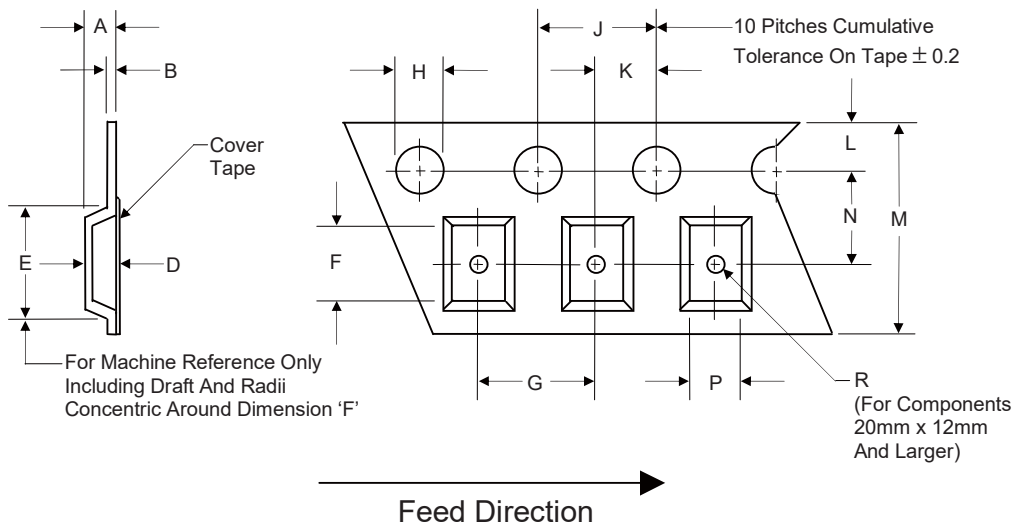
Note 1: These are minimum package quantities only. Minimum orders will differ. Contact the factory for more information on minimum order quantities.

Note 2: MCC Tape&reel products meets EIA-481 REV D specification.

Device Tape Orientation

Package	Tape Width (mm)	Tape Orientation
HSMC	16	

Embossed Carrier Tape Specifications



Tape Width	H	L	J	B	D	F	P
16mm	1.5	1.75	4.0	0.6	See Note 3		
(Tolerance)	+0.1/-0	±0.1	±0.1	Max			

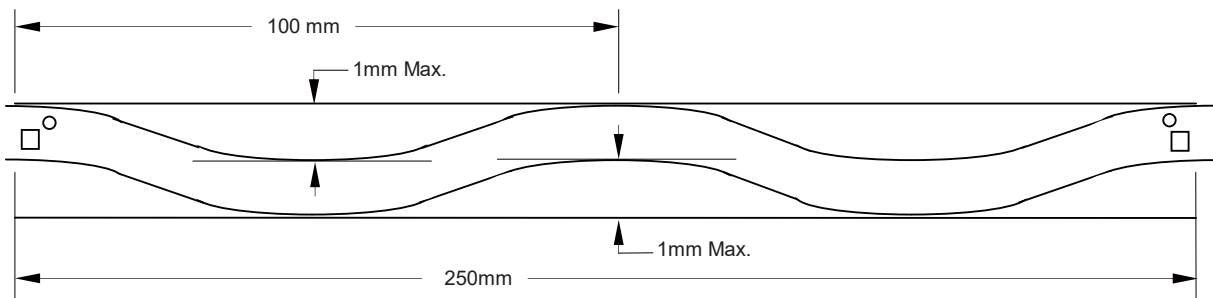
Tape Width	E	R	N	A	K	M	G
16mm	12.1	1.5	7.5	6.5	2.0	16.0	8.0
(Tolerance)	Max	Min	± 0.10	Max	± 0.10	±0.3	±0.1

Note 3: D,E,F are determined by constant size. The clearance between the part and the tape cavity must be within 0.05mm min. to 0.90mm max. for 16mm tape.

Embossed Carrier Tape Specifications

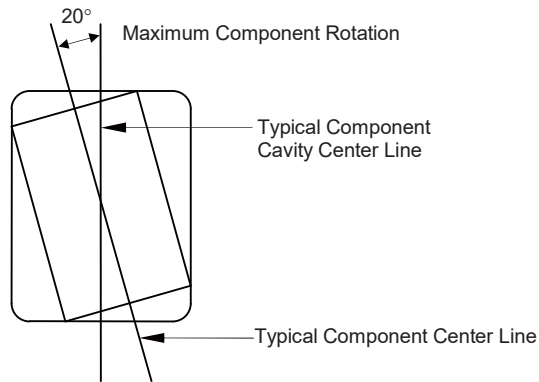


Tape Size	R Min.
16mm	30mm

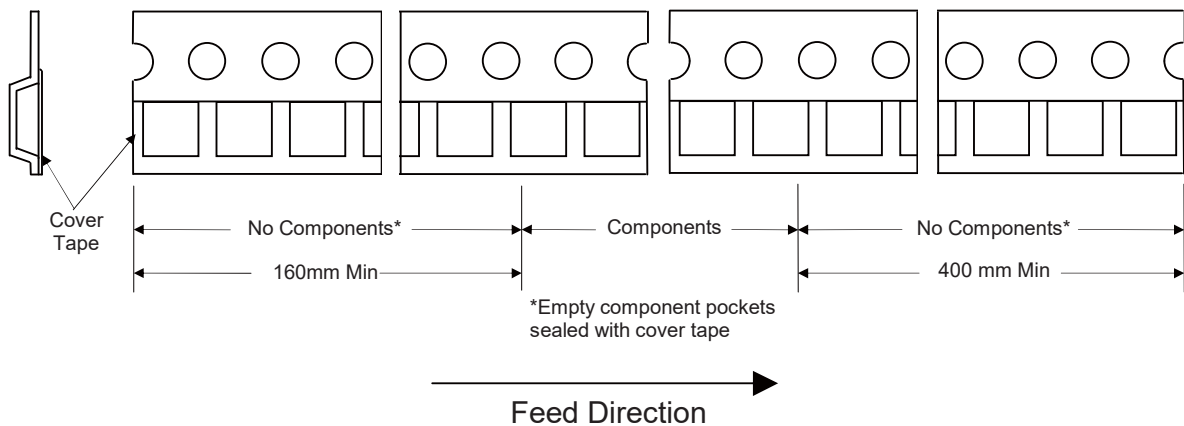


Camber (Top View)

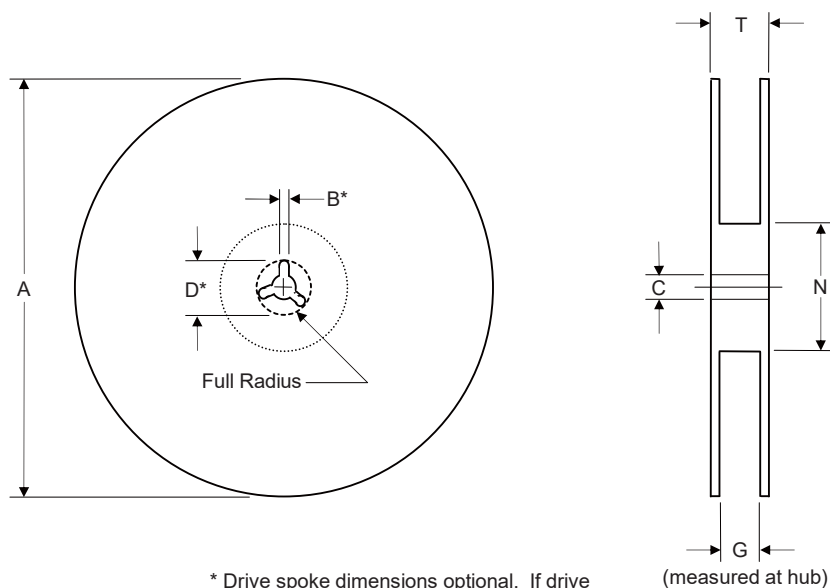
Allowable camber to be 1mm/100mm non-accumulative over 250mm



Start and Finish Specification



Surface Mount Reel Specifications

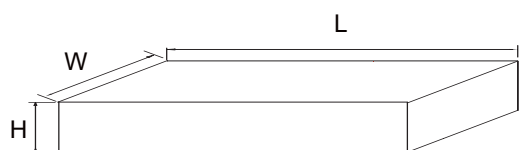


* Drive spoke dimensions optional. If drive spoke is used then asterisked dimensions apply.

Tape Width	A	B	C	D	N	G	T
16mm	360	1.5	13.0	20.2	55	16.4	22.4
(Tolerance)	Max	Min	±0.2	Min	Min	+2.0	Max

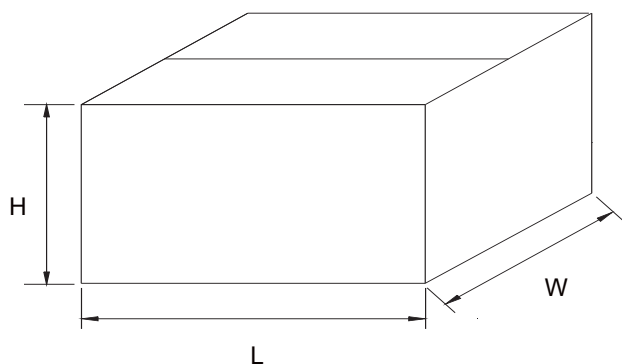
Dimensions

Inbox Size



Description	Dimension	Specification(mm typical)
Length	L	340
Width	W	340
Height	H	50

Carton Size



Description	Dimension	Specification(mm typical)
Length	L	360
Width	W	360
Height	H	360