

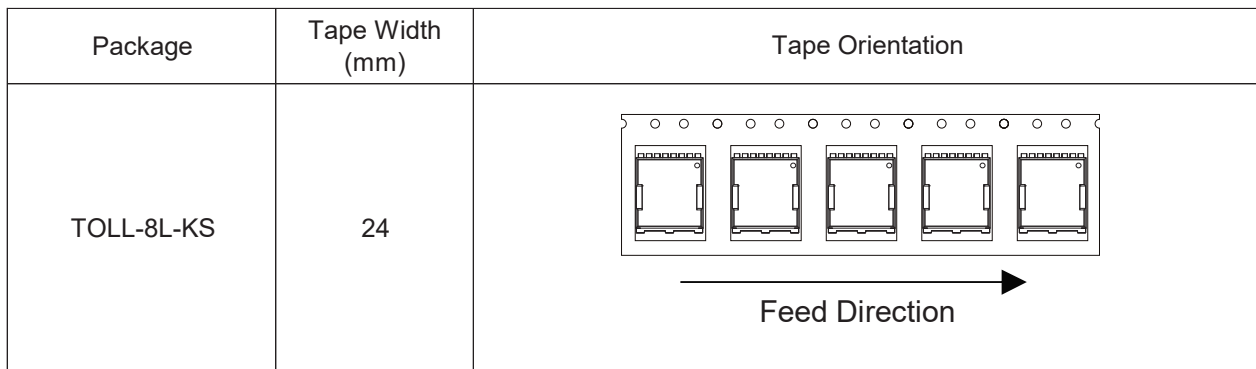
Packing Quantity

Package	Tape Width (mm)	Reel Size (inch)	Reel Quantity	BOX Quantity	Carton Quantity
TOLL-8L-KS	24	13	2000	4000	20K

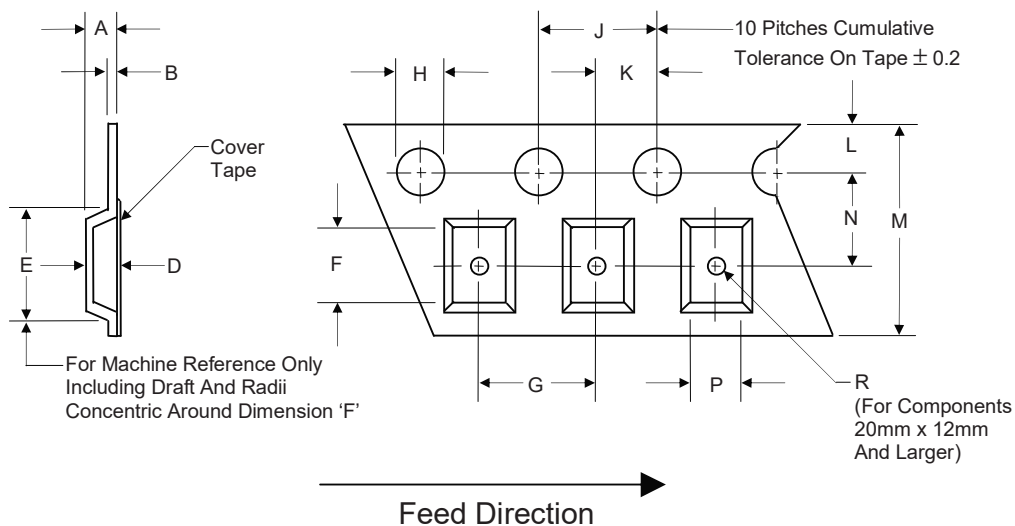
Note 1: These are minimum package quantities only. Minimum orders will differ. Contact the factory for more information on minimum order quantities.

Note 2: MCC Tape&reel products meets EIA-481 REV D specification.

Device Tape Orientation



Embossed Carrier Tape Specifications

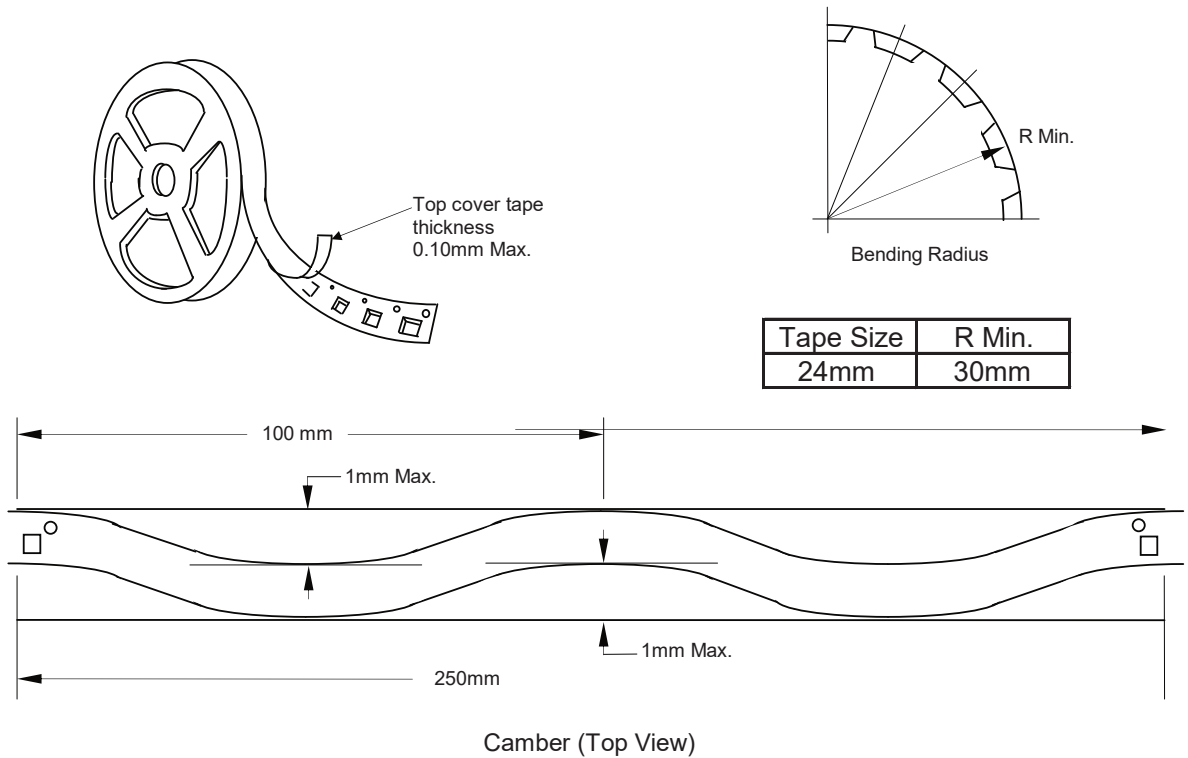


Tape Width	H	L	J	B	D	F	P
24mm	1.5	1.75	4.0	0.6	See Note 3		
(Tolerance)	+0.1/-0	± 0.1	± 0.1	Max			

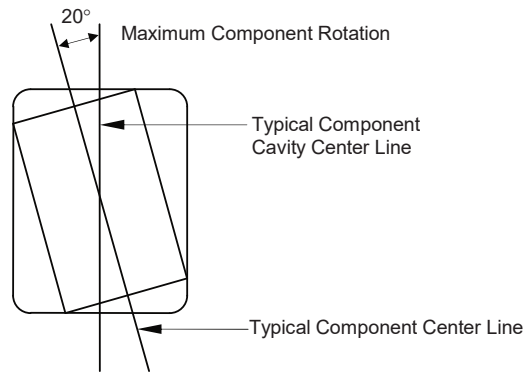
Tape Width	E	R	N	A	K	M	G
24mm	20.1	1.5	11.5	11.9	2.0	24.0	12.0
(Tolerance)	Max	Min	± 0.10	Max	± 0.10	± 0.3	± 0.1

Note 3: D,E,F are determined by constant size. The clearance between the part and the tape cavity must be within 0.05mm min. to 1.20mm max. for 24mm tape.

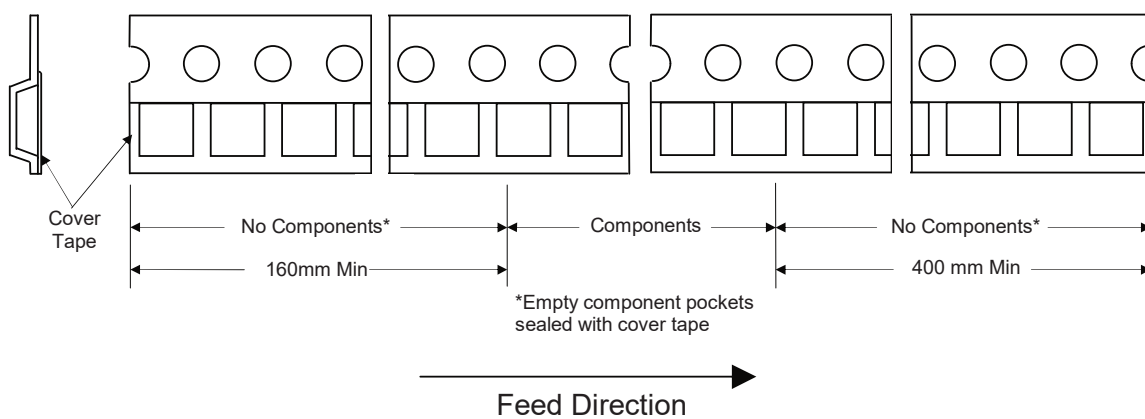
Embossed Carrier Tape Specifications



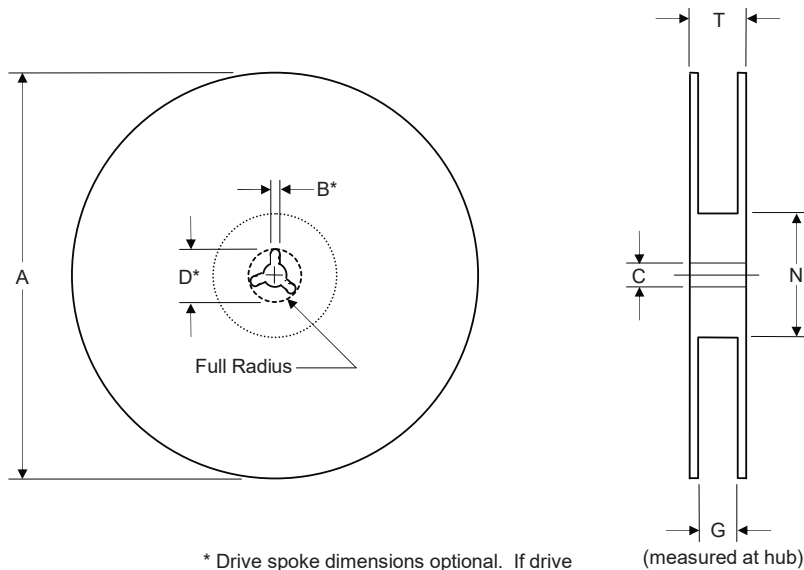
Allowable camber to be 1mm/100mm non-accumulative over 250mm



Start and Finish Specification



Surface Mount Reel Specifications




* Drive spoke dimensions optional. If drive spoke is used then asterisked dimensions apply.

Tape Width	A	B	C	D	N	G	T
24mm	360	1.5	13.0	20.2	55	24.4	30.4
(Tolerance)	Max	Min	±0.2	Min	Min	+2.0	Max

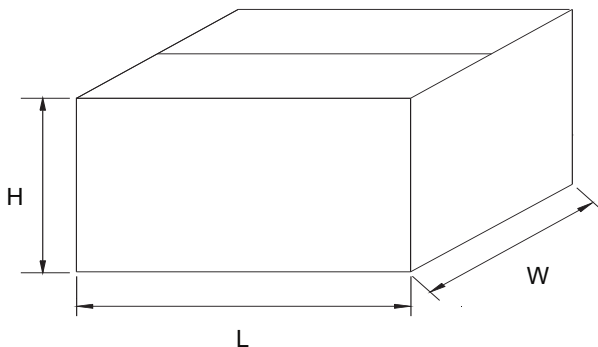
Reel Dimensions

Inbox Size



Description	Dimension	Specification(mm typical)
Length	L	345
Width	W	345
Height	H	70

Carton Size



Description	Dimension	Specification(mm typical)
Length	L	360
Width	W	360
Height	H	380